



EPA 1821 to 1826

Convex backrest

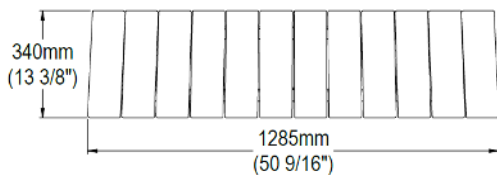
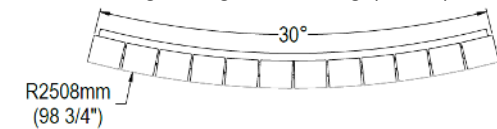
SPECIFICATIONS

Structure :	6mm (1/4") steel laser cuts
Finish:	Hot-dipped galvanized and polyester powder coat
Slats:	RPU/DFP/WOA 38mm X 138mm (1 1/2" X 5 7/16") IPE/JAT 25mm X 64mm (1" X 5 7/16")
Fasteners :	Stainless steel

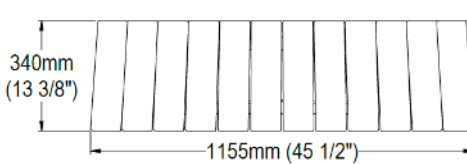
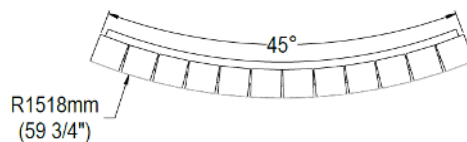
COVERINGS

YRPU Grey recycled plastic	DFP Douglas fir
SRPU Sand recycled plastic	JAT Jatoba
ORPU Olive recycled plastic	IPE Ipe
CRPU Cedar recycled plastic	WOA White oak
WRPU Walnut recycled plastic	

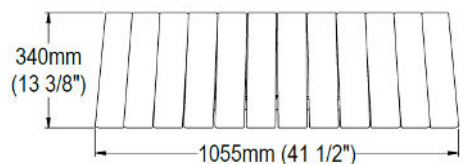
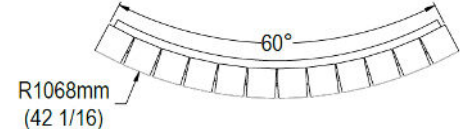
Average weight : 20,7 Kg (46 Lb)



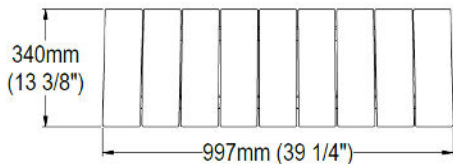
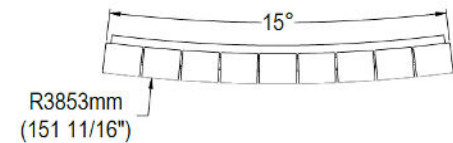
EPA 1821



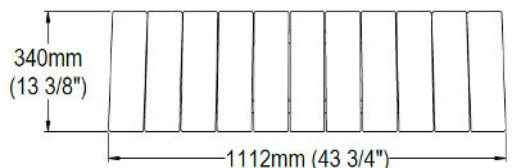
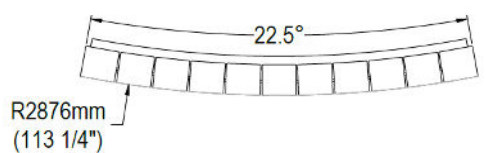
EPA 1822



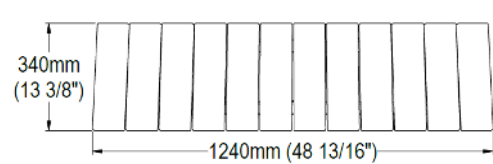
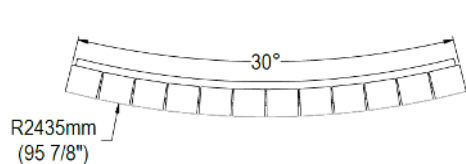
EPA 1823



EPA 1824



EPA 1825



EPA 1826

Confidential information contained herein is the property of Equiparc. Intended use is limited to professionals specifying Equiparc's products and their direct clients. All information is not to be copied or disclosed to others without the written consent of Equiparc. All rights reserved - Equiparc Manufacturier d'Equipement de Parcs Inc.