



EP 2300

Picnic table

SPECIFICATIONS

Support :	Steel tubes and flats
Finish :	Hot dipped galvanized
Slats :	RPU/DFP 38mm X 64mm (1 1/2" X 2 1/2") et 38mm X 138mm (1 1/2" X 5 7/16") WOA/JAT 25mm X 64mm (1" X 2 1/2") et 25mm X 138mm (1" X 5 7/16")
Fasteners :	Stainless steel
ADA Compliant:	The table top ends are already ADA compliant (813 x 724mm / 32" x 28 1/2")

COVERINGS

YRPU	Grey recycled plastic	WRPU	Walnut recycled plastic
SRPU	Sand recycled plastic	DFP	Select Douglas fir
ORPU	Olive recycled plastic	JAT	Jatoba
CRPU	Cedar recycled plastic	WOA	White oak

OPTIONS

GA	Games (Tic tac toe, chess, snakes & ladders)
P	Galvanized and painted frame
HAND	Table top extended to 95 1/2" for universal access
PARA	Modified for parasol
CONT	Continuous table (CONTA, CONTB, CONTC)

Overall dimension (Set of one EP 2300-T and two EP 2300-LB)

Depth: 1784mm (70 1/4") Length: 1800mm (71") Height: 812mm (32") Weight: 234 kg (515 lb)

EP 2300-SB (Small bench only)

Depth: 345mm (13 1/2") Length: 500mm (19 5/8") Height: 462mm (18 3/16") Weight: 24 kg (53 lb)

EP 2300-T (Table only)

Depth: 914mm (36") Length: 1800mm (71") Height: 812mm (32") Weight: 130 kg (285 lb)

EP 2300-LB (Long bench only)

Depth: 345mm (13 1/2") Length: 1498mm (59") Height: 462mm (18 3/16") Weight: 52 kg (115 lb)

This table and these benches must be anchored.


ANCHORS

QS-HDI	12 drop-in anchors with stainless steel hex head bolts
QAV	12 drop-in anchors with stainless steel theftproof bolts
HVA	12 adhesive anchors with stainless steel threaded rods and theftproof nuts

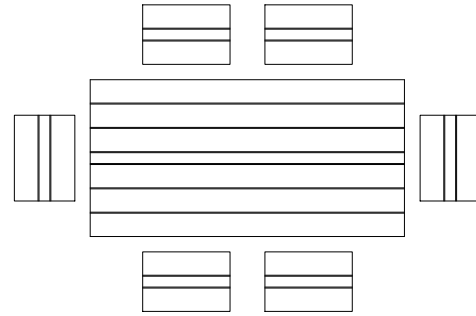
Confidential information contained herein is the property of Equiparc. Intended use is limited to professionals specifying Equiparc's products and their direct clients. All information is not to be copied or disclosed to others without the written consent of Equiparc. All rights reserved - Equiparc Manufacturier d'Equipement de Parcs Inc.



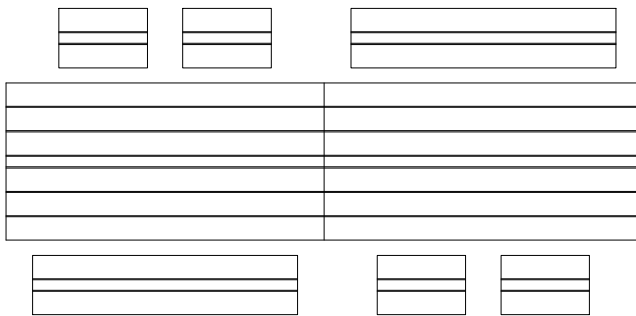
SUGGESTED LAYOUTS



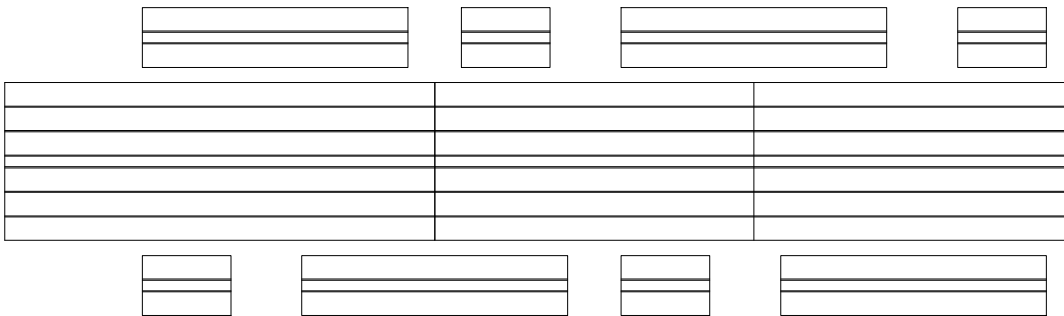
EP 2300



EP 2300-T + EP 2300-SB (6X)



EP 2300-T (2X) + EP 2300-SB (4X) + EP 2300-LB (2X)



EP 2300-T-HAND (1X) + EP 2300-T (2X) + EP 2300-SB (4X) + EP2300-LB (4X)

Confidential information contained herein is the property of Equiparc. Intended use is limited to professionals specifying Equiparc's products and their direct clients. All information is not to be copied or disclosed to others without the written consent of Equiparc. All rights reserved - Equiparc Manufacturier d'Equiptement de Parcs Inc.