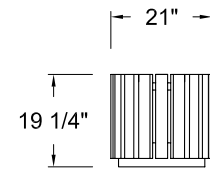


### EP 4050 Planter

Frame made of aluminum, painted.  
Black recycled plastic liner, 30 litres/8 US gal.  
EXA Collection page 8.

COVERING	WEIGHT	CONCRETE SLAB	ANCHORS
Wood: DFP, IPE, JAT or HWA	92 lbs	7005	QS (4) or QAV (4)
Recycled plastic: CRPU, ORPU, SRPU, WRPU or YRPU			



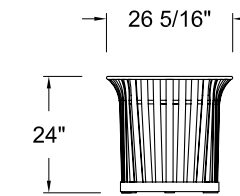
### EP 4300 Planter

Frame made of hot dipped galvanized steel.  
Black recycled plastic liner, 30 litres / 8 US gal.

COVERINGS	WEIGHT	OPTIONS	CONCRETE SLABS	ANCHORS
Wood: DFP, IPE, JAT or HWA	60 lbs	GP – Galvanized and painted frame	7005 or 7016	QS (3) or QAV (3)
Recycled plastic: CRPU, ORPU, SRPU, WRPU or YRPU		RH – Rounded head slats		

### EP 4700 Planter

Frame made of aluminum, all welded and painted.  
Satin steel liner, 73 litres / 19 US gal, painted.  
AMERICA Collection page 26.

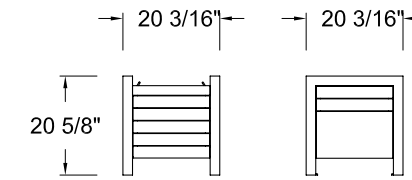


EP 4700-P

COVERING	WEIGHT	CONCRETE SLABS	ANCHORS
Painted aluminum	100 lbs	7005 or 7016	QS (4) or QAV (4)

### EP 4720 Planter

Frame made of aluminum, painted.  
Black recycled plastic liner, 30 litres/8 US gal.  
Collection 25 page 22.

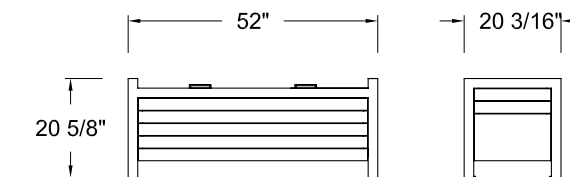


EP 4720-IPE-P

COVERINGS	WEIGHT	CONCRETE SLAB	ANCHORS
Wood: DFP, IPE, JAT or HWA	70 lbs	7005	QS (4) or QAV (4)
Recycled plastic: CRPU, ORPU, SRPU, WRPU or YRPU			

### EP 4721 Planter

Frame made of aluminum, painted.  
Hot dipped galvanized expanded metal liner, 140 litres / 37 US gal.  
Collection 25 page 22.



EP 4721-JAT-P

COVERINGS	WEIGHT	CONCRETE SLABS	ANCHORS
Wood: DFP, IPE, JAT or HWA	125 lbs	7000 or 7028 (2)	QS (4) or QAV (4)
Recycled plastic: CRPU, ORPU, SRPU, WRPU or YRPU			

All products must be anchored, see concrete slabs and anchors on page 124. Details on covering options on page 127.  
1 800 363-9264

Our products are painted with a high performance polyester powder coat, see details on page 126.  
Detailed specifications available at [equiparc.com](http://equiparc.com)





EP 4790-AL-P

### EP 4790 Planter

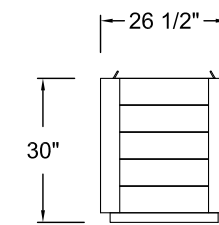
Frame made of hot dipped galvanized steel.  
Black recycled plastic liner, 30 litres / 8 US gal.

MTL Collection page 6.

COVERINGS	WEIGHT	CONCRETE SLABS	ANCHORS
Painted aluminum: AL	98 lbs	7005 or 7016 (2)	QS (4) or QAV (4)
Wood: DFP, IPE, JAT or HWA			
Recycled plastic: CRPU, ORPU, SRPU, WRPU or YRPU			

### EP 4880 Planter

Frame made of hot dipped galvanized steel, painted.  
Hot dipped galvanized expanded metal liner, 115 litres / 57 US gal.

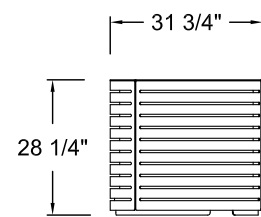


EP 4880-IPE-P

COVERING	WEIGHT	CONCRETE SLAB	ANCHORS
Wood: DFP, IPE, JAT or HWA	120 lbs	7005	QS (4) or QAV (4)



EP 4792-AL-P



### EP 4792 Planter

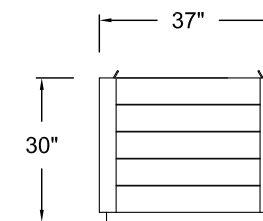
Frame made of hot dipped galvanized steel, painted.  
Hot dipped galvanized expanded metal liner, 115 litres / 57 US gal.

MTL Collection page 6.

COVERINGS	WEIGHT	CONCRETE SLAB	ANCHORS
Painted aluminum: AL	175 lbs	7003	QS (4) or QAV (4)
Wood: DFP, IPE, JAT or HWA			
Recycled plastic: CRPU, ORPU, SRPU, WRPU or YRPU			

### EP 4890 Planter

Frame made of hot dipped galvanized steel, painted.  
Hot dipped galvanized expanded metal liner, 250 litres / 66 US gal.

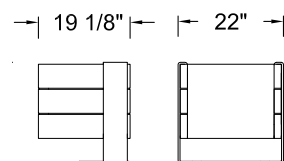


EP 4890-IPE-P

COVERING	WEIGHT	CONCRETE SLAB	ANCHORS
Wood: DFP, IPE, JAT or HWA	225 lbs	7003	QS (4) or QAV (4)



EP 4950-IPE-P



### EP 4950 Planter

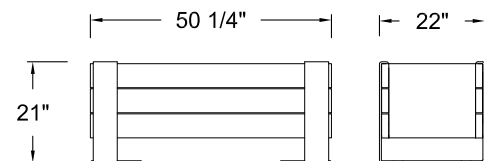
Frame made of steel with a zinc rich primer, painted.  
Black recycled plastic liner, 30 litres / 8 US gal.

DELTA Collection page 12.

COVERING	WEIGHT	CONCRETE SLAB	ANCHORS
Wood: IPE, JAT or HWA	145 lbs	7005	QS (4) or QAV (4)



EP 4951-IPE-P



### EP 4951 Planter

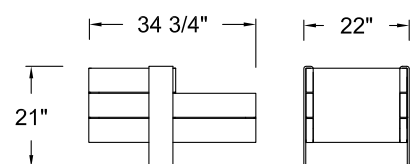
Frame made of steel with a zinc rich primer, painted.  
Hot dipped galvanized expanded metal liner,  
140 litres / 37 US gal.

DELTA Collection page 12.

COVERING	WEIGHT	CONCRETE SLAB	ANCHORS
Wood: IPE, JAT or HWA	240 lbs	7000	QS (4) or QAV (4)



EP 4952-IPE-P



### EP 4952 Planter

Frame made of steel with a zinc rich primer, painted.  
Black recycled plastic liners, 20 and 30 litres / 6 and 8 US gal.

DELTA Collection page 12.

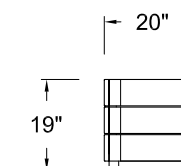
COVERING	WEIGHT	CONCRETE SLAB	ANCHORS
Wood: IPE, JAT or HWA	200 lbs	7005	QS (4) or QAV (4)



### EP 4930 Planter

Frame made of hot dipped galvanized steel, painted.  
Black recycled plastic liner, 30 litres / 8 US gal.

DIMANCHE Collection page 14.



EP 4930-HWA-P

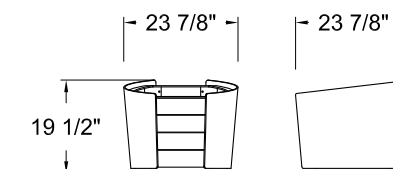
COVERING	WEIGHT	CONCRETE SLAB	ANCHORS
Wood: DFP, IPE, JAT or HWA	85 lbs	7005	QS (4) or QAV (4)

### EP 4980 Planter

Frame made of aluminum, painted.  
Black recycled plastic liner, 30 litres / 8 US gal.

\*Also available with LED technology.

TANGO Collection page 10.



EP 4980-IPE-P

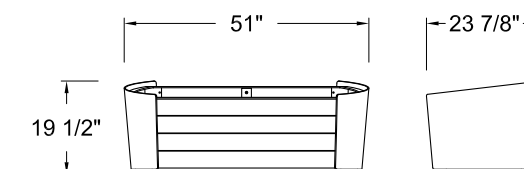
COVERINGS	WEIGHT	CONCRETE SLAB	ANCHORS
Wood: DFP, IPE, JAT or HWA	70 lbs	7005	QS (4) or QAV (4)
Recycled plastic: CRPU, ORPU, SRPU, WRPU or YRPU			

### EP 4981 Planter

Frame made of aluminum, painted.  
Hot dipped galvanized expanded metal liner,  
140 litres / 37 US gal.

\*Also available with LED technology.

TANGO Collection page 10.



EP 4981-IPE-P

COVERINGS	WEIGHT	CONCRETE SLABS	ANCHORS
Wood: DFP, IPE, JAT or HWA	150 lbs	7000	QS (4) or QAV (4)
Recycled plastic: CRPU, ORPU, SRPU, WRPU or YRPU			

\*LED technology available at Lumca exclusively. 1 877 650-1693

Our products are painted with a high performance polyester powder coat, see details on page 126.  
Detailed specifications available at [equiparc.com](http://equiparc.com)