

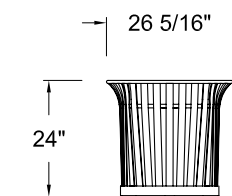
### EP 4050 Planter

Frame made of aluminum, painted.  
Black recycled plastic liner, 30 litres/8 US gal.  
EXA Collection page 6.

| COVERING                   | WEIGHT | CONCRETE SLAB | ANCHORS           |
|----------------------------|--------|---------------|-------------------|
| Wood: DFP, IPE, JAT or HWA | 92 lbs | 7005          | QS (4) or QAV (4) |

### EP 4700 Planter

Frame made of aluminum, all welded and painted.  
Satin steel liner, 73 litres /19 US gal, painted.  
AMERICA Collection page 24.



EP 4700-P

| COVERING         | WEIGHT  | CONCRETE SLABS | ANCHORS           |
|------------------|---------|----------------|-------------------|
| Painted aluminum | 100 lbs | 7005 or 7016   | QS (4) or QAV (4) |



EP 4300-CRPU-GP-RH



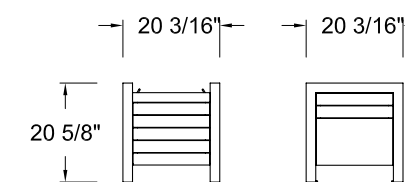
### EP 4300 Planter

Frame made of hot dipped galvanized steel.  
Black recycled plastic liner, 30 litres / 8 US gal.

| COVERINGS   | WEIGHT | OPTIONS                           | CONCRETE SLABS | ANCHORS           |
|---|--------|-----------------------------------|----------------|-------------------|
| Wood: DFP, IPE, JAT or HWA                        | 60 lbs | GP - Galvanized and painted frame | 7005 or 7016   | QS (3) or QAV (3) |
| Recycled plastic: CRPU, ORPU, SRPU, WVRPU or YRPU |        | RH - Rounded head slats           |                |                   |

### EP 4720 Planter

Frame made of aluminum, painted.  
Black recycled plastic liner, 30 litres/8 US gal.  
25 Collection page 20.

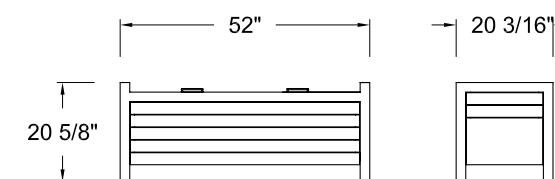


EP 4720-IPE-P

| COVERINGS   | WEIGHT | CONCRETE SLAB | ANCHORS           |
|---|--------|---------------|-------------------|
| Wood: DFP, IPE, JAT or HWA                        | 70 lbs | 7005          | QS (4) or QAV (4) |
| Recycled plastic: CRPU, ORPU, SRPU, WVRPU or YRPU |        |               |                   |

### EP 4721 Planter

Frame made of aluminum, painted.  
Hot dipped galvanized expanded metal liner, 140 litres /37 US gal.  
25 Collection page 20.



EP 4721-JAT-P

| COVERINGS   | WEIGHT  | CONCRETE SLABS   | ANCHORS           |
|---|---------|------------------|-------------------|
| Wood: DFP, IPE, JAT or HWA                        | 125 lbs | 7000 or 7028 (2) | QS (4) or QAV (4) |
| Recycled plastic: CRPU, ORPU, SRPU, WVRPU or YRPU |         |                  |                   |





EP 4790-AL-P

### EP 4790 Planter

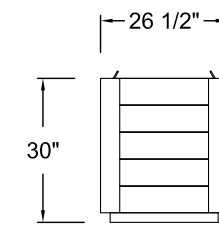
Frame made of hot dipped galvanized steel.  
Black recycled plastic liner, 30 litres / 8 US gal.

MTL Collection page 4.

| COVERINGS  | WEIGHT | CONCRETE SLABS   | ANCHORS           |
|--|--------|------------------|-------------------|
| Painted aluminum: AL                             | 98 lbs | 7005 or 7016 (2) | QS (4) or QAV (4) |
| Wood: DFP, IPE, JAT or HWA                       |        |                  |                   |
| Recycled plastic: CRPU, ORPU, SRPU, WRPU or YRPU |        |                  |                   |

### EP 4880 Planter

Frame made of hot dipped galvanized steel, painted.  
Hot dipped galvanized expanded metal liner, 11.5 litres / 57 US gal.

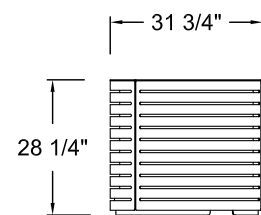


EP 4880-IPE-P

| COVERING                   | WEIGHT  | CONCRETE SLAB | ANCHORS           |
|----------------------------|---------|---------------|-------------------|
| Wood: DFP, IPE, JAT or HWA | 120 lbs | 7005          | QS (4) or QAV (4) |



EP 4792-AL-P



### EP 4792 Planter

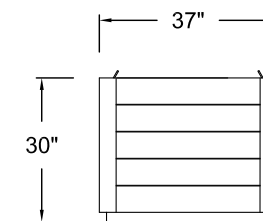
Frame made of hot dipped galvanized steel, painted.  
Hot dipped galvanized expanded metal liner, 11.5 litres / 57 US gal.

MTL Collection page 4.

| COVERINGS  | WEIGHT  | CONCRETE SLAB | ANCHORS           |
|--|---------|---------------|-------------------|
| Painted aluminum: AL                             | 175 lbs | 7003          | QS (4) or QAV (4) |
| Wood: DFP, IPE, JAT or HWA                       |         |               |                   |
| Recycled plastic: CRPU, ORPU, SRPU, WRPU or YRPU |         |               |                   |

### EP 4890 Planter

Frame made of hot dipped galvanized steel, painted.  
Hot dipped galvanized expanded metal liner, 250 litres / 66 US gal.



EP 4890-IPE-P

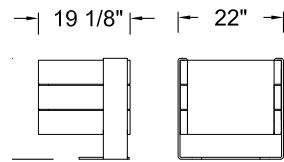
| COVERING                   | WEIGHT  | CONCRETE SLAB | ANCHORS           |
|----------------------------|---------|---------------|-------------------|
| Wood: DFP, IPE, JAT or HWA | 225 lbs | 7003          | QS (4) or QAV (4) |

All products must be anchored, see concrete slabs and anchors on page 114. Details on covering options on page 119.  
1 800 363-9264

Our products are painted with a high performance polyester powder coat, see details on page 118.  
Detailed specifications available at [equiparc.com](http://equiparc.com)



EP 4950-IPE-P



**EP 4950**  
Planter

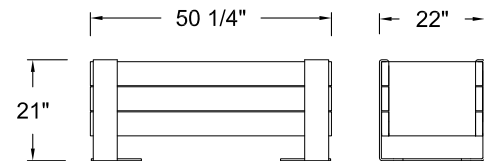
Frame made of steel with a zinc rich primer, painted.  
Black recycled plastic liner, 30 litres / 8 US gal.

DELTA Collection page 10.

| COVERING              | WEIGHT  | CONCRETE SLAB | ANCHORS           |
|-----------------------|---------|---------------|-------------------|
| Wood: IPE, JAT or HWA | 145 lbs | 7005          | QS (4) or QAV (4) |



EP 4951-IPE-P



**EP 4951**  
Planter

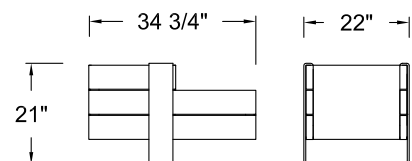
Frame made of steel with a zinc rich primer, painted.  
Hot dipped galvanized expanded metal liner, 140 litres / 37 US gal.

DELTA Collection page 10.

| COVERING              | WEIGHT  | CONCRETE SLAB | ANCHORS           |
|-----------------------|---------|---------------|-------------------|
| Wood: IPE, JAT or HWA | 240 lbs | 7000          | QS (4) or QAV (4) |



EP 4952-IPE-P



**EP 4952**  
Planter

Frame made of steel with a zinc rich primer, painted.  
Black recycled plastic liners, 20 and 30 litres / 6 and 8 US gal.

DELTA Collection page 10.

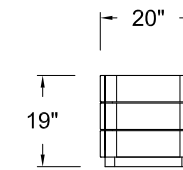
| COVERING              | WEIGHT  | CONCRETE SLAB | ANCHORS           |
|-----------------------|---------|---------------|-------------------|
| Wood: IPE, JAT or HWA | 200 lbs | 7005          | QS (4) or QAV (4) |



**EP 4930**  
Planter

Frame made of hot dipped galvanized steel, painted.  
Black recycled plastic liner, 30 litres / 8 US gal.

DIMANCHE Collection page 12.



EP 4930-HWA-P

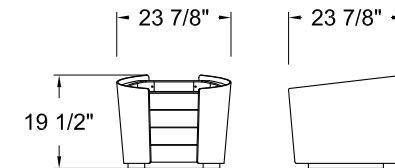
| COVERING                   | WEIGHT | CONCRETE SLAB | ANCHORS           |
|----------------------------|--------|---------------|-------------------|
| Wood: DFP, IPE, JAT or HWA | 85 lbs | 7005          | QS (4) or QAV (4) |

**EP 4980**  
Planter

Frame made of aluminum, painted.  
Black recycled plastic liner, 30 litres / 8 US gal.

\*Also available with LED technology.

TANGO Collection page 8.



EP 4980-IPE-P

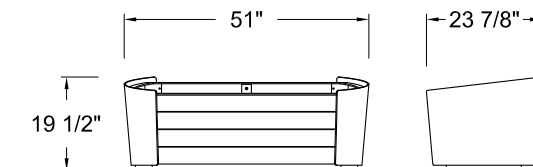
| COVERINGS  | WEIGHT | CONCRETE SLAB | ANCHORS           |
|--|--------|---------------|-------------------|
| Wood: DFP, IPE, JAT or HWA                       | 70 lbs | 7005          | QS (4) or QAV (4) |
| Recycled plastic: CRPU, ORPU, SRPU, WRPU or YRPU |        |               |                   |

**EP 4981**  
Planter

Frame made of aluminum, painted.  
Hot dipped galvanized expanded metal liner, 140 litres / 37 US gal.

\*Also available with LED technology.

TANGO Collection page 8.



EP 4981-IPE-P

| COVERINGS  | WEIGHT  | CONCRETE SLABS | ANCHORS           |
|--|---------|----------------|-------------------|
| Wood: DFP, IPE, JAT or HWA                       | 150 lbs | 7000           | QS (4) or QAV (4) |
| Recycled plastic: CRPU, ORPU, SRPU, WRPU or YRPU |         |                |                   |

\*LED technology available at Lumca exclusively. 1 877 650-1693

Our products are painted with a high performance polyester powder coat, see details on page 118.  
Detailed specifications available at [equiparc.com](http://equiparc.com)