



EP 1792

Bench

## SPECIFICATIONS

Frame:	6mm (1/4") and 13mm (1/2") aluminum laser cuts and flats and 48mm (1,90") aluminum tube
Support:	10mm (3/8") and 13mm (1/2") hot-dipped galvanized steel laser cuts and flats
Finish:	Polyester powder coat
Slats:	IPE/JAT: 25mm X 76mm (1" X 3") DFP/Plastic: 51mm X 76mm (2" X 3")
Fasteners:	Stainless steel

## COVERINGS

YRPU	Grey recycled plastic	DFP	Select Douglas fir
SRPU	Sand recycled plastic	JAT	Jatoba
ORPU	Olive recycled plastic	IPE	Ipe
CRPU	Cedar recycled plastic	HWA	Select hardwood
WRPU	Walnut recycled plastic	AL	Painted aluminum

## OPTIONS

2B	Double backrest
LB	Left backrest. Weights: 25 kg (56 lbs)
RB	Right backrest
6A	All armrests
A1 to A6	Armrest: six possible positions. Weight: 2kg (4 lbs)
A	Set of four armrests installed at both ends
T1 to T4	Tablet: four possible positions. Weight: 4 kg (8 lbs)
R	Top-of-wall mount

Depth: 1112mm (43 3/4") Length: 1765mm (69 1/2") Height: 448mm (17 3/4") Weight: 118 kg (260 lbs)

This bench must be anchored.

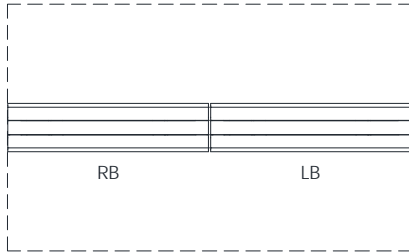
Our warranty applies when our product is properly installed and anchored.

## CONCRETE SLABS AND ANCHORS

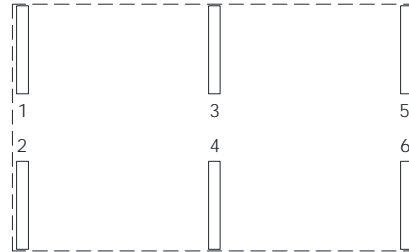
7000	1 slab 610mm X 1829mm X 152mm (24" X 72" X 6")
7024	1 slab 1067mm X 2032mm X 152mm (42" X 80" X 6")
7028	2 slabs 305mm X 711mm X 152mm (12" X 28" X 6")
QS	4 stainless steel kwik bolts
QAV	4 drop-in anchors with stainless steel theftproof bolts

Confidential information contained herein is the property of Equiparc. Intended use is limited to professionals specifying Equiparc's products and their direct clients. All information is not to be copied or disclosed to others without the written consent of Equiparc. All rights reserved - Equiparc Manufacturier d'Equipement de Parcs Inc.

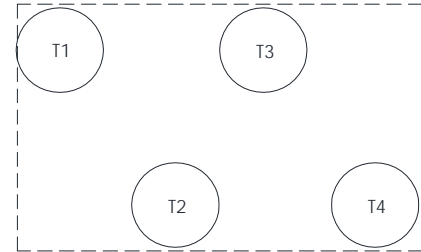
## Positioning of options



Back-rests

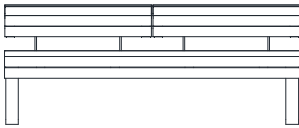



Armrests

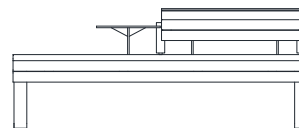
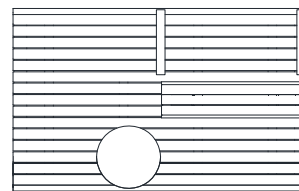
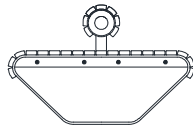


Tablets

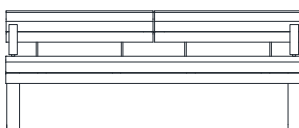

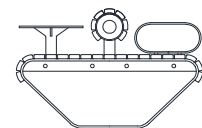
## Suggested compositions



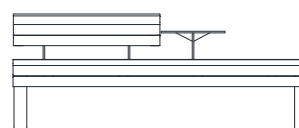
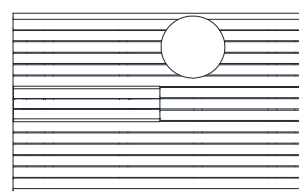
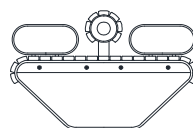
EP 1792-WC-P-2B



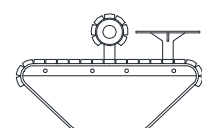
EP 1792-WC-P-LB-T2-A3-A5



EP 1792-WC-P-2B-A



EP 1792-WC-P-RB-T3



Over 100 possible compositions can be made with our EP 1792 bench

Confidential information contained herein is the property of Equiparc. Intended use is limited to professionals specifying Equiparc's products and their direct clients. All information is not to be copied or disclosed to others without the written consent of Equiparc. All rights reserved - Equiparc Manufacturier d'Equipement de Parcs Inc.