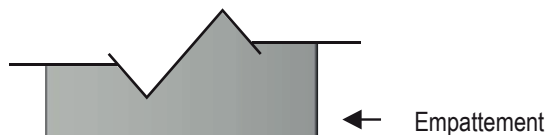


# ANCRAGE AU SOL

## Quincaillerie anti-vol (QAV)



- ← Boulon à prise anti-vol (acier inox)
- ← Rondelle de sécurité (acier inox)
- ← Rondelle plate (acier inox)
  
- ← Manchon de scellement à filetage interne (acier)

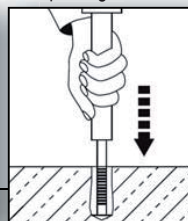
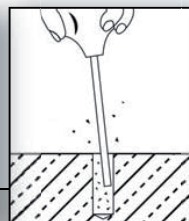
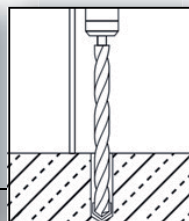
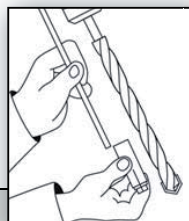


1. AJUSTER la profondeur du trou

2. PERCEZ

3. NETTOYEZ

4. INSÉREZ et frapper pour tigrer



Quincaillerie anti-vol

← Dalle de béton →